



**| Fife, WA**



# I PRODUCT CATALOG

✓ **Trims & Flashing**

✓ **Metal Roofing**

✓ **Ventilation**

✓ **Drywall Bead**

✓ **Stucco & Plaster**

✓ **Soffit & Fascia**

✓ **Steel Framing**

# Professional Grade



**DELIVERIES: 7 TO 10 BUSINESS DAYS**

## TOLL FREE CUSTOMER SERVICE

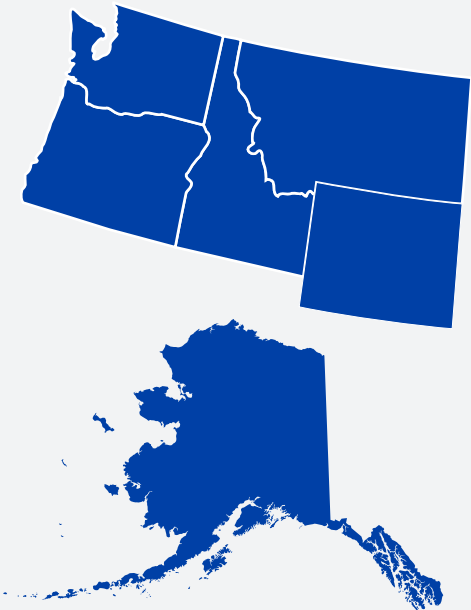
**800-426-0940**

AK, ID, MT, OR, UT, WA



### NORWESCO

3011 70th Ave. E., Fife, WA 98424-3609  
Tel: 800-426-0940 · Fax: 800-343-3063





## METAL ROOFING

- Corrugated ..... 3
- SM-Rib .....3
- Ridge Cap ..... 4
- Woodfast Screws..... 4
- Closure Strips..... 4
- Butyl Tape ..... 4
- Moss Control Zinc Roll ..... 4

## TRIMS & FLASHINGS

### Roof Edge

- Drip Edge ..... 5
- Painted Drip Edge ..... 5
- Hemmed Drip Edge ..... 6
- Fascia Cap ..... 6
- Gravel Stop ..... 7
- T-Metal ..... 7
- Roof Starter .....7
- Style-D Roof Edge .....8

### Transition Flashing

- Tile Pan ..... 7
- Saddle Stock ..... 8
- L-Flashing, 90° ..... 8
- Painted L-Flashing, 90° ..... 8
- Roof to Wall .....8
- W-Valley ..... 9
- Z-Flashing ..... 9
- Siding Corners.....10

## ROLL FLASHING

- Galvanized Rolls ..... 11
- Aluminum Rolls .....11
- 7 inch Spool Rolls ..... 11

## FLAT STOCK & STEP FLASHING

- Flat Stock..... 12
- Flat Shingles ..... 12
- Step Flashing ..... 13

## PIPE FLASHING

- Adjustable Pipe Flashing ..... 14

## VENTILATION

### Gable Louvers

- Norwesco Reversible Vent ..... 14

### Rooftop Ventilation

- Vent Adapter ..... 14
- Kwik Mesh™ ..... 14
- Aluminum Mesh..... 14
- Stem Vent ..... 15
- Static Vent .....16

### Side Wall Ventilation

- Aluminum Louvered Vent ..... 17
- Flat Screen Vent ..... 17
- Mini Louver ..... 17

### Eave & Soffit Ventilation

- Continuous Soffit Vent. .... 18
- Soffit Vent ..... 18
- Flush Mount Soffit Vent ..... 18
- Eave Vent ..... 18

### Foundation Ventilation

- Adjustable Foundation Vent ..... 19
- Stamped Foundation Vent ..... 19
- Rim Vent ..... 19
- Damper Doors ..... 19
- Foam Plugs ..... 19
- Pour-In-Place Block Vent ..... 19
- Galvanized Vent Wells ..... 20
- Plastic Vent Wells ..... 20

## CONSTRUCTION HARDWARE

- Rain Diverter ..... 20


## DRYWALL CORNER BEAD PRODUCTS

### Tape-On


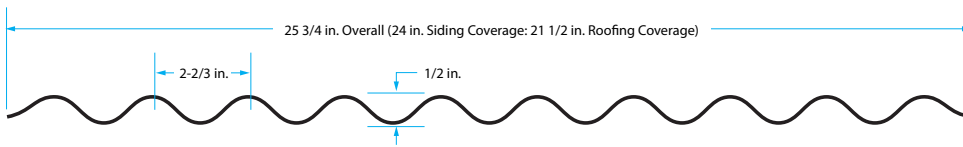
- 90° Outside Corner ..... 21
- 90° Inside Corner..... 21
- L-Trim ..... 22
- Shadow Trim ..... 23
- Reveal Trim ..... 23
- J-Trim ..... 23
- Bullnose Outside Corner ..... 23

### Paperfaced Nail-On

- 90° Outside Corner ..... 24
- 90° Bullnose Outside Corner ..... 24
- 3/4 in. Radius Kerf Bullnose ..... 24



**Corrugated** exposed fastener roofing panel. 21-1/2 inch width roofing coverage. 24 inch width siding coverage.  
Applications: Residential, Agricultural, Architectural, Light Commercial



**2 1/2" Corrugated Roofing Panels** - Pack Quantity: 50

Description	29 Gauge
6 ft.	CR6G-U
8 ft.	CR8G-U
10 ft.	CR10G-U
12 ft.	CR12G-U
14 ft.	CR14G-U
16 ft.	CR16G-U

G90, conforming to ASTM A446

**Code Approvals**

UL Fire Resistant Directory #R20735  
UL Listing Directory #R20735  
Florida Building #FL-11175




**Testing Data & Specifications**

Accelerated testing 2000 hours - ASTM G23  
Salt Spray testing 1000 hours - ASTM B117  
Uplift testing - TAS 125

**SM-Rib** exposed fastener siding panel. 36 inch width coverage.  
Applications: Residential, Agricultural, Light Commercial, Industrial

Size	Acrylic/Galv/Zinc	White	Red	Gray	Slate	Black	Green
8 ft.	987601	987609	987618	987627	987635	987646	987655
10 ft.	987602	987610	987619	987628	987636	-	-
12 ft.	987603	987611	987620	987629	987637	987648	987657
14 ft.	987604	987612	987621	987630	987638	-	-
16 ft.	987605	987613	987622	987631	987639	-	-

28 Gauge



**Code Approvals**

UL Fire Resistant Directory #R20735



**Testing Data & Specifications**

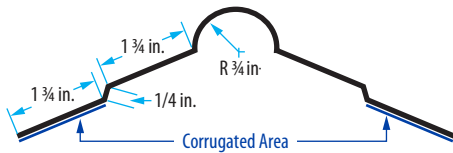
Accelerated testing 2000 hours - ASTM G23  
Salt Spray testing 1000 hours - ASTM B117  
Fire Testing - ASTM E108 or UL 790  
Wind Driven Rain - TAS 100  
Uplift Testing - TAS 125

1. For the most recent code approval numbers, contact Gibraltar Building Products Technical Department or refer to the appropriate code agency.



**Ridge Cap Flashing** for hip and ridge roof sections. For shingle or metal roof applications. 10 ft. lengths · Galvanized Steel · Pack Quantity: 10

Description	Part #
10 in. Corrugated Ridge Cap	CRC10G



**Woodfast Screws** Galvanized #10 Hex-Head with neoprene gasket and self-piercing tip. 100 per bag · 10 bags per carton

Description	Part #
#10 x 1-1/2 in. Woodfast Screw	34166




**Closure Strips** Foam closure strips have a self-adhesive backing for ease of installation. Pack Quantity: 100

Description	Part #
SM-Rib Inside	98190
SM-Rib Outside	98191

**Butyl Tape** used to seal metal-to-metal connections. 32 rolls per carton

Description	Part #
50 ft. Butyl Tape	99415



**Moss Control Roll**

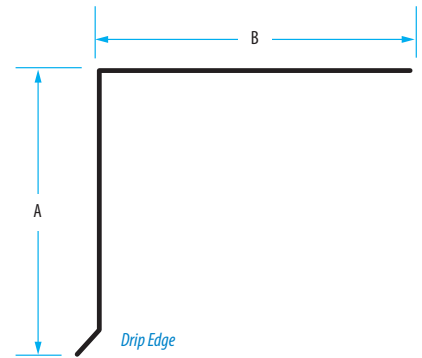
Zinc strip to prevent moss from growing. 6 rolls per carton

Description	Part #
2-1/2 in. x 50 ft. with nails	MB50
2-1/2 in. x 50 ft. without nails	519124



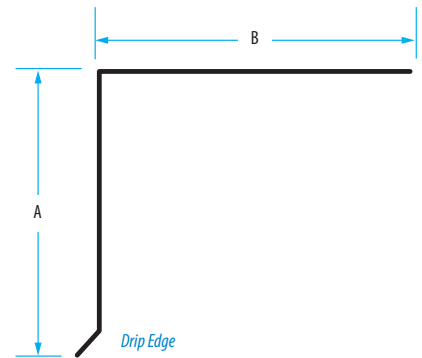
## Bare Metal Drip Edge 10 ft. lengths

Galvanized: A x B	30 Ga.	28 Ga.	26 Ga.
1 in. x 2 in.	-	RE12G	-
1-3/8 in. x 1-3/4 in.	516764	-	-
1-1/2 in. x 1-1/2 in.	-	RE15G	RE15G-26
2 in. x 3/4 in. x 1/4 in.	516765	-	-
2 in. x 2 in.	-	RE22G	RE22G-26
2 in. x 2-1/4 in.	-	RE90G	-
2-1/4 in. x 2 in.	-	REL90G	-



## Painted Drip Edge 10 ft. lengths

30 Gauge: A x B	Black	Dark Brown	Gray	White	Brown
1-3/8 in. x 1 in.	-	517978	-	-	-
1-3/8 in. x 1-3/8 in.	-	-	-	517979	-
1-3/8 in. x 1-3/4 in.	516564	516864	516664	516964	-
2 in. x 3/4 in.	-	516865	-	-	-
2 in. x 1-1/2 in.	517602	516346	517603	517600	517601
2 in. x 2 in. PNW	517776	516876	517966	516976	-
3 in. x 2 in.	-	-	517781	-	-
3 in. x 3 in.	-	-	-	516982	-
2 in. x 2 in x 1/4 in	-	516876TS	-	-	-

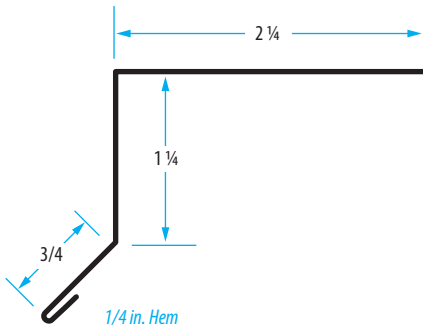


28 Gauge: A x B	Black	Brown	Charcoal	D. Brown	Gray	R. Brown	White
1 3/8 in. x 1 in.	516121	-	-	-	-	-	-
1 3/8 in. x 1 3/8 in.	-	-	-	517514	-	-	-
1-1/2 in. x 1-1/2 in.	RE15BL	RE15BR	RE15CH	RE15BRW	RE15GR	RE15BRU	RE15WH
2 in. x 1 1/8 in.	-	-	-	-	-	-	517186
2 in. x 1-1/2 in.	-	-	-	517191	-	-	517185
2 in. x 2 in.	RE22BL	RE22BR	RE22CH	-	-	RE22BRU	RE22WH
2 in. x 3 in.	-	RE23BR	RE23CH	RE23BRW	-	RE23BRU	RE23WH
3 in. x 3 in.	RE33BL	RE33BR	RE33CH	RE33BRW	-	-	517656
4 in. x 1-3/8 in.	-	-	-	517046	-	-	-
3 in. x 1-3/8	517959	-	-	-	-	-	-
1 in. x 2 in	-	-	-	-	-	-	RE12WH

26 Gauge: A x B	Black	Brown	Charcoal	D. Brown	Gray	White
1-3/4 in. x 1-3/8 in	516172	-	-	516170	516173	516171
2 in. x 2 in. PNW	517969	-	-	517967	517949	517229
5 in. x 3 in.	517710	-	-	-	-	-
4 in. x 1-3/4 in	517572	517573	-	-	-	-

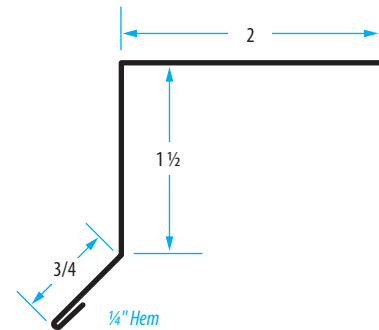
## Hemmed Roof Edge 28 Gauge · 10 ft. lengths · Pack Quantity: 10

### RE Style



Finish	Part #
Galvanized	RE90G
Black	RE90BL
Clay	RE90CL
Royal Brown	RE90BRU
Tan	RE90TN
White	RE90WH

### REL Style

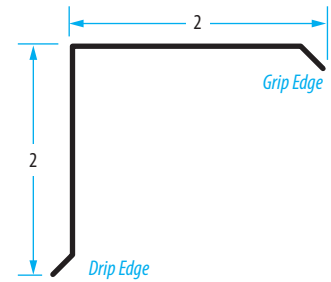


Finish	Part #
Galvanized	REL90G
Black	REL90BL
Royal Brown	REL90BRU
White	REL90WH

## Fascia Cap 28 Gauge · 10 ft. lengths · Pack Quantity: 10

Color	Part #
Dark Brown	FC2BRW

Protects roof edges by diverting water away from a wooden fascia board. The lower face has a drip edge; the upper face has a grip edge.



## 26 Gauge Gravel Stop 10 ft. lengths · Pack Quantity: 10

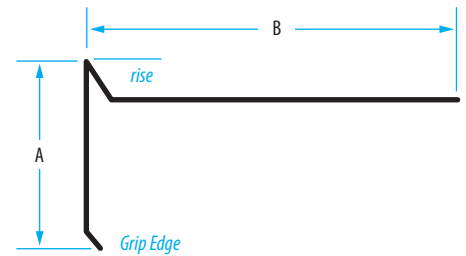
Size: A x B	Galvanized	Black	White	Bond	Brown	Charcoal
2-1/4 in. x 2 in. + 5/8" rise	-	517870	-	-	-	-





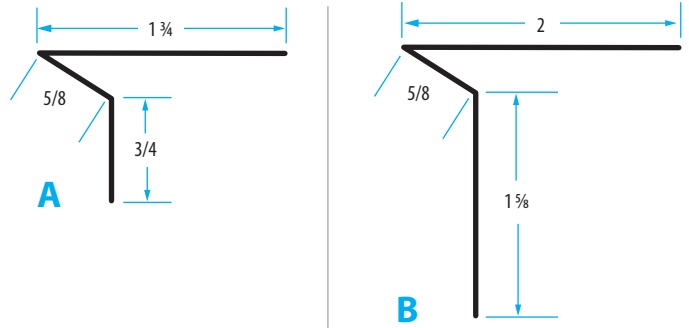
## Grip Edge Gravel Stop 28 Gauge · 10 ft. lengths · Pack Quantity: 10

Size: A x B	Galvanized
2 in. x 4 in. + 1/2" rise	GEGS24G



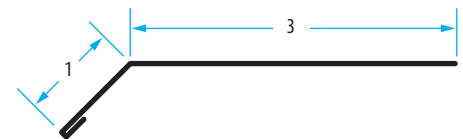
## T-Metal 10 ft. lengths · Pack Quantity: 10

	Black	Dark Brown	Gray	White
<b>A - 26 Gauge</b>	TMETBL-26	TMETBRW-26	516228	516226
<b>A - 30 Gauge</b>	516675	516875	-	-
<b>B - 26 Gauge</b>	517203	517201	-	517204



## Roof Starter #230 10 ft. lengths · Pack Quantity: 10

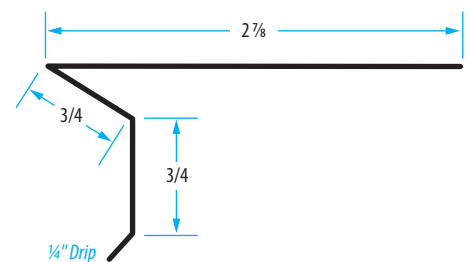
Gauge	Galvanized	Stainless	Black	Dk. Brown	White
28	RSG	RSSS	516670	516860	-
26	-	-	517132	517130	517131



## Style-D Eave Drip 10 ft. lengths · Pack: 25

28 Gauge - No Hem	
Galvanized	SDG
Black	SDBL
Dark Brown	SDBRW
Gray	SDGR
Royal Brown	SDBRU
White	SDWH

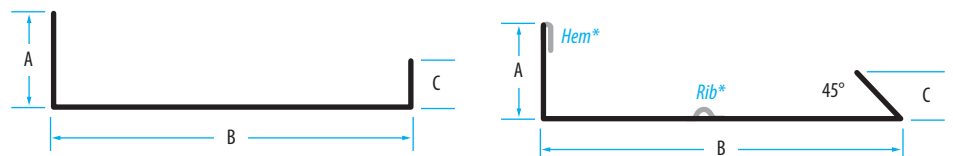
26 Gauge - Hemmed	
Black	517970
Dark Brown	517980
White	517990



30 Gauge - Hemmed	
Galvanized	516763
Black	516663
Dark Brown	516863
Gray	517963
White	516963

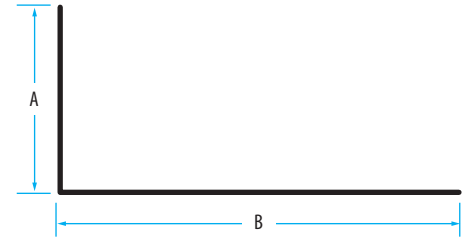
## Tile Pan 26 Gauge Zinc 10 ft. lengths · Pack Quantity: 10

Size: A x B x C	Zinc
3-1/2 in. x 8 in x 1/2 in	TP12Z-26



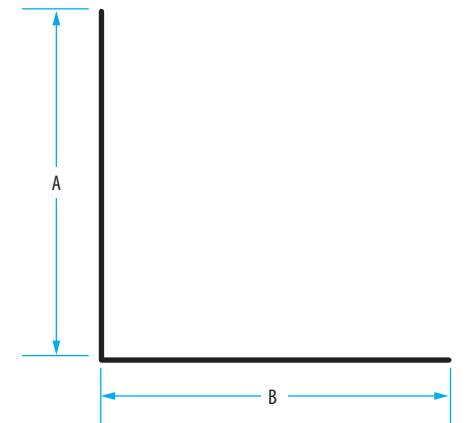
## Saddle Stock Galvanized Steel · 10 ft. lengths

Size: A x B	Galvanized	Black	Dark Brown	Gray	QTY
5 in. x 13 in. - 28 Ga.	-	517772	518772	-	5
5 in. x 13 in. - 26 Ga.	-	517786	517784	517787	5



## Bare Metal L-Flashing Pack Quantity: 20

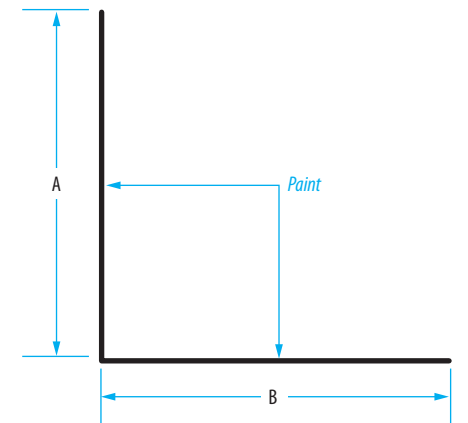
Size: A x B	Galvanized			Bonderized	
	30 Ga.	28 Ga.	26 Ga.	26 Ga.	28 Ga.
1 in. x 1 in.	516707	-	-	-	-
1 in. x 1-1/2 in.	516702	LF115G	-	-	-
1-1/2 in. x 1-1/2 in.	516704	LF15G	-	-	-
1 in. x 2 in.	516703	LF12G	-	-	-
2 in. x 2 in.	-	516705	LF22G-26	-	-
2 in. x 4 in.	-	516746	LF24G-26	LF24B-26	-
4 in. x 6 in.	516695	LF46G	LF46G-26	LF46B-26	-



## Painted L-Flashing Pack Quantity: 20

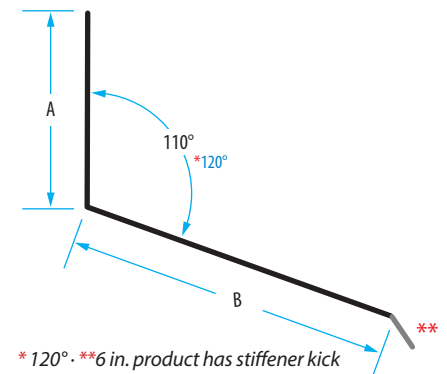
Size: A x B	Black		Dark Brown		White	
	30 Ga.	28 Ga.	30 Ga.	28 Ga.	30 Ga.	28 Ga.
1.5 in. x 1.5 in.	-	-	516804	LF15BRW	516904	-
4 in. x 4 in.	-	516608	-	516808	-	516908
6 in. x 6 in.	-	LF66BL	-	516809	-	-

Size: A x B	Gray	Black
4 in. x 4 in.	516508	517221



## Bare Metal Roof to Wall 10 ft. lengths · Pack Quantity: 10

A x B	Galvanized	Bonderized	Zinc
	<b>28 Gauge</b>	<b>28 Gauge</b>	<b>26 Gauge</b>
2 in. x 3 in.	RW23G	-	-
2 in. x 4 in.	-	-	RW24Z-26-110
2 in. x 6 in.	RW26G	RW26B	RW26Z-26-110
3 in. x 5 in.	RW35G	-	-
4 in. x 4 in.	-	-	RW44Z-26-110
4 in. x 5 in.	RW45G-120	-	-
4 in. x 6 in.	RW46G	-	RW46Z-26-110



### 30 Gauge Painted Roof to Wall 10 ft. lengths · Pack Quantity: 20

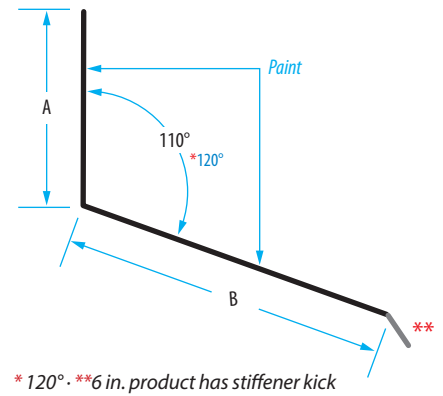
Size: A x B	Black	Dark Brown	Gray	White
1 in. x 3 in.	516655	516847	517947	-

### 28 Gauge Painted Roof to Wall 10 ft. lengths · Pack Quantity: 20

Size: A x B	Black	Dark Brown	White
3 in. x 5 in.	RW35BL	RW35BRW	516956
4 in. x 4 in.	516610	516810	516910
4 in. x 6 in.	-	516511	-
6 in. x 6 in.	-	516812	-

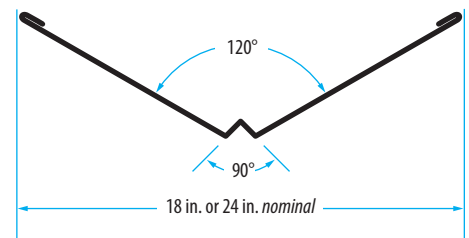
### 26 Gauge Painted Roof to Wall 10 ft. lengths · Pack Quantity: 20

Size: A x B	Black	Brown	Dark Brown	Gray	White
1 in. x 3 in.	516215	-	516213	516216	516214
2 in. x 3 in.	516219	-	516217	-	-
3 in. x 5 in.	516223	-	516221	517956	-



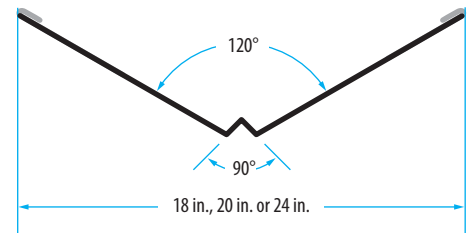
### 28 Gauge W-Valley 10 ft. lengths · Pack Quantity: 10

Description	Galv.	Bronze	Black	Brown	Charcoal	Dark Brown
18 in. - Hemmed	V18G	-	-	V18BR	V18CH	-
24 in. - Hemmed	V24G	V24BRZ	V24BL	V24BR	V24CH	V24BRW



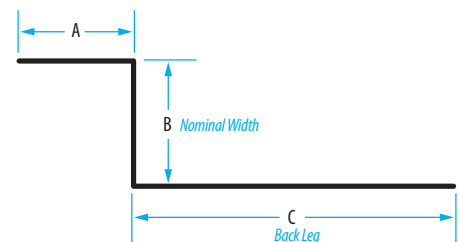
### 26 Gauge W-Valley 10 ft. lengths · Pack Quantity: 10

Description	Galv.	White	Black	Brown	D.Brown	Gray	Charcoal
18 in. - No Hem	V18G-26	V18WH-26	-	V18BR-26	516237	-	V18CH-26
24 in. - Hemmed	V24G-26	-	516247	-	516253	516257	V24CH-26



### 30 Gauge Z-Flashing 10 ft. lengths · 30 Gauge Galvanized Steel · Pack Quantity: 20

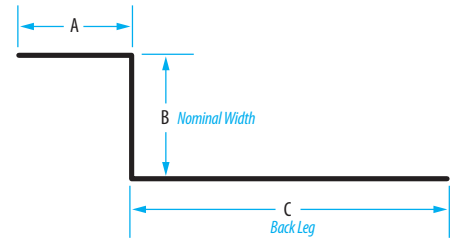
Size: A x B x C	Galvanized	Dark Brown	White
1/4 in. x 1-1/4 in. x 1 in.	-	-	516966
1/4 in. x 1-1/2 in. x 1 in.	516786	516886	516986
1/4 in. x 1-5/8 in. x 1 in.	-	516896	-
3/8 in. x 1 in. x 3/4 in.	870125	-	516927
3/8 in. x 2 in. x 3/4 in.	-	516836	-





## 28 Gauge Z-Flashing 10 ft. lengths · 28 Gauge Galvanized Steel

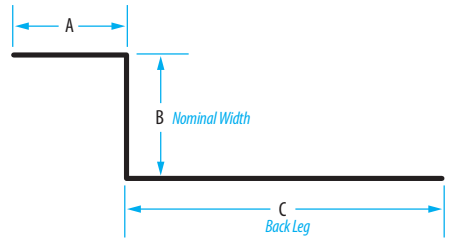
Size: A x B x C	Galvanized	Bonderized	Brown	Dark Brown	White
3/8 in. x 5/16 in. x 2-1/4 in.	516724	-	-	-	-
3/8 in. x 3/8 in. x 2- in.	SZB38G	-	SZB38BR	516821	SZB38WH
3/8 in. x 7/16 in. x 2-1/4 in.	SZB716G	-	-	-	-
3/8 in. x 1/2 in. x 2-1/8 in.	SZB12G	-	-	SZB12BRW	516958
3/8 in. x 5/8 in. x 2 in.	SZB58G	SZB58B	SZB58BR	SZB58BRW	SZB58WH
3/8 in. x 3/4 in. x 1-7/8 in.	SZB34G	SZB34B	-	516859	516959
3/8 in. x 1 in. x 1-5/8 in.	-	-	-	-	517267
3/8 in. x 1 in. x 2 in.	SZB1G-2	-	-	-	-
2 in. x 1 in. x 3 in.	ZB6G	ZB6B	-	-	-
3/8 in. x 1-1/2 in. x 2 in.	SZB115G-2	-	-	-	-
3/8 in. x 1-1/8 in. x 2 in.	SZB118G-2	-	-	-	-
3/8 in. x 1-1/4 in. x 2 in.	SZB125G-2	-	-	-	-
3/8 in. x 5/16 in. x 2-5/16 in. - 8 ft.	SZB516G-8	-	-	-	-
3/8 in. x 7/16 in. x 2-3/16 in.	SZB716G	-	-	-	-



All bends 90° except those marked with \* 100° B leg

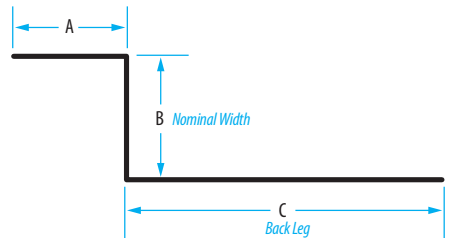
## Millwork Z-Flashing 10 ft. lengths · 28 Gauge Galvanized Steel · Pack Quantity: 10

Size: A x B x C	Galvanized	Bonderized	White
3/8 in. x 1-1/8 in. x 2 in.	SZB118G-2	-	SZB118WH-2
3/8 in. x 1-1/4 in. x 2 in.	SZB125G-2	-	-
3/8 in. x 1-1/2 in. x 2 in.	SZB115G-2	-	-
1/4 in. x 1-1/4 in. x 1-3/8 in.	FLGAWF	-	-
1/2 in. x 1-1/2 in. x 2 in.	WT22G	WT22B	-



## Stainless Steel Z-Flashing 10 ft. lengths · 28 Gauge Galvanized Steel · Pack Quantity: 10

Size: A x B x C	Stainless Steel
3/8 in. x 5/8 in. x 2 in.	SZB58SS
3/8 in. x 3/4 in. x 1-7/8 in.	SZB34SS
3/8 in. x 1 in. x 2 in.	SZB1SS-2
3/8 in. x 1-1/2 in. x 2 in.	SZB115SS-2



## Siding Corners Pack Quantity: 200

Size	Part #
1/2 in. x 8 in. - 26 Ga. Bonderized Steel	SC128
3/4 in. x 8 in. - 26 Ga. Bonderized Steel	513010
3/4 in. x 12 in. - 26 Ga. Bonderized Steel	SC3412



## Galvanized Steel Roll Flashing

Size	30 Gauge			28 Gauge		26 Gauge
	10 ft.	25 ft.	50 ft.	25 ft.	50 ft.	50 ft.
7 in.	518940	518945	518906	RV725G	-	-
8 in.	-	-	518907	-	-	RV850G-26
10 in.	518941/ RV1010G	518946/ RV1025G	518908/ RV1050G-30	-	-	-
12 in.	-	-	-	RV1225G	-	-
14 in.	518942	518947	518902	RV1425G	RV1450G	-
16 in.	-	-	518917	-	-	-
20 in.	518943	518948	518904	RV2025G	RV2050G-28	RV2050G-26
24 in.	-	-	518919	-	-	-



## Painted Steel Roll Flashing Pack Quantity: 1

Size	Dark Brown 30 Gauge			Black/Gray 30 Ga.	Black/D. Brown 26 Ga.
	10 ft.	25 ft.	50 ft.	50 ft.	50 ft.
7 in.	518980	518985	518932	-	-
8 in.	-	-	-	-	519020
10 in.	518981	518986	518933	-	-
14 in.	518982	518987	518930	518991	519027
16 in.	-	-	518929	-	-
20 in.	518983	518988	-	-	519028
24 in.	-	-	518960	-	-



## Aluminum Roll Flashing

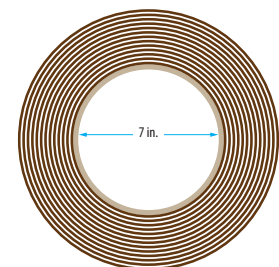
Size	10 ft.	25 ft.	50 ft.
6 in.	-	RV625A*	-
7 in.	RV710A	518955	RV750A
10 in.	RV1010A	RV1025A	RV1050A
14 in.	RV1410A	RV1425A	RV1450A
20 in.	RV2010A	RV2025A	RV2050A



## 7" Spool Painted Steel Roll Flashing

7 inch diameter spool • 28 Gauge • Pack Quantity:1

Size	Part #
20 in. x 50 ft. - Black/Gray	RV2050BLGR



## Flat Stock

Size	Part #	QTY
3 ft. x 4 ft. 28 Gauge Galvanized Steel	FS34G	25

## Galvanized Flat Shingles

Size	Part #	QTY
5 in. x 7 in. 30 Ga. Galvanized Steel	511001	100
5 in. x 8 in. 30 Ga. Galvanized Steel	511002	100
8 in. x 12 in. 30 Ga. Galvanized Steel	511011	50
5 in. x 7 in. 28 Ga. Galvanized Steel - each	S57EA-200	200
5 in. x 8 in. 28 Ga. Galvanized Steel - each	S58EA-200	200
8 in. x 12 in. 28 Ga. Galvanized Steel - each	S812EA-100	100

## Painted Flat Shingles

Black/Dark Brown • 26 Ga.

Gray • 30 Gauge

26	Part #	Q
5 x 8	511127	100
8 x 8	511129	50
8 x 10	511134	50
8 x 12	511136	50

30	Part #	Q
8 x 8	511093	100

Black/Gray • 28 & 30 Gauge


30	Part #	Q
5 x 8	511024	100
8 x 8	511069	50
8 x 12	511018	50
8 x 14	511045	50

28	Part #	Q
5 x 8	S58BLGREA-200	200
8 x 12	S812BLGREA-100	100

Dark Brown • 28 & 30 Gauge

30	Part #	Q
5 x 7	511006	100
5 x 8	511003	100
8 x 8	511019	50
8 x 12	511004	50
8 x 14	511005	50

28	Part #	Q
5 x 8	S58BRWEA-200	200
8 x 12	S812BRWEA-100	100





## 30 Gauge Galvanized Step Flashing

Description	Part #	QTY
4 in. x 4 in. x 8 in. - 30 Gauge	511015	50
4 in. x 4 in. x 12 in. - 30 Gauge	511013	50
4 in. x 4 in. x 14 in. - 30 Gauge	518004	50

## 28 Gauge Galvanized Step Flashing

Description	Part #	QTY
3 in. x 3 in. x 7 in. - 28 Gauge - 25 pack	SF337G-25	10
3 in. x 4 in. x 7 in. - 28 Gauge - each	SF347EA-200	200
3 in. x 5 in. x 8 in. - 28 Gauge. - 25 pack	SF358G-25	10
4 in. x 4 in. x 8 in. - 28 Gauge - each	SF448EA-50	50
4 in. x 4 in. x 12 in. - 28 Gauge - each	SF4412EA-100	100



Step Flashing with the word "each" in the description are individually bar coded.

## Painted Step Flashing

### Black - 26, 28 & 30 Gauge

30 Gauge	Part #	QTY
4 x 4 x 12 in.	511037	50
4 x 4 x 14 in.	518044	50

28 Gauge	Part #	QTY
4 x 4 x 8 in.	511040	50
4 x 4 x 12 in. - each	SF4412BLEA-100	100

### Dark Brown - 26, 28 & 30 Gauge

28 Gauge	Part #	QTY
4 x 4 x 8 in.	511020	50
4 x 4 x 12 in. - each	SF4412BRWEA-100	100
4 x 6 x 14 in. - 25 pk	SF4614BRW-25	10

30 Gauge	Part #	QTY
4 x 4 x 12 in.	511008	50
4 x 6 x 14 in.	518014	50


26 Gauge	Part #	QTY
4 x 4 x 8 in.	511061	50

### Gray - 30 Gauge


30 Gauge	Part #	QTY
4 x 4 x 8 in.	511050	50
4 x 4 x 12 in.	511038	25
4 x 4 x 14 in.	518054	50

### White - 30 Gauge

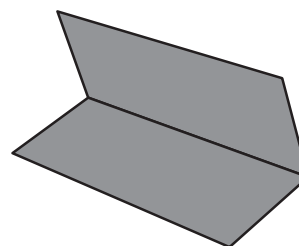
30 Gauge	Part #	QTY
4 x 4 x 8 in.	511060	50
4 x 4 x 12 in.	511036	50
4 x 4 x 14 in.	518034	50



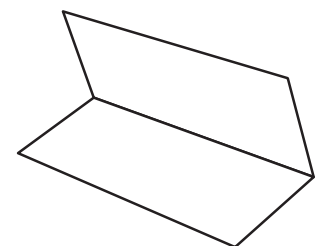
Black



Dark Brown



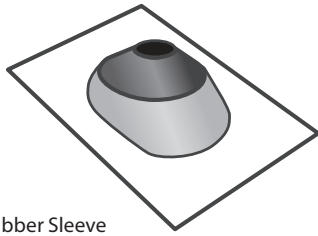
Gray



White

## Rubber Sleeve

**Adjustable Pipe Flashing** - QTY: 20

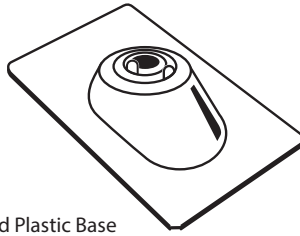


Rubber Sleeve

Size	Part #
Combo Flashing - 1-1/4 - 1-1/2 in.	CMIGB1
Combo Flashing - 2 in.	CMIGB2
Combo Flashing - 3 in.	CMIGB3
Combo Flashing - 4 in.	CMIGB4

## Hard Plastic Base

**Adjustable Pipe Flashing** - QTY: 20

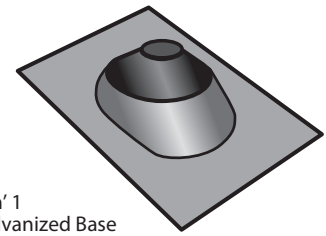


Hard Plastic Base

Size	Part #
Hard Plastic Base - 1 - 3 in.	CMIHB31
Hard Plastic Base - 3 - 4 in.	CMIHB34

## Galvanized Base

**Adjustable Pipe Flashing** - QTY: 20




3 'n' 1  
Galvanized Base

Size	Galv.	Gray
1-1/4 - 3 in.	3-1RJ	559161

**Norwesco® Reversible Vent** 30 Ga. Galvanized Steel · Louvered Screen · Reversible design for more flexible installation.

Size: A x B	N.F.V.	White	QTY
12 in. x 18 in.	100 sq. in.	553830	6
14 in. x 24 in.	162 sq. in.	553850	6



**Vent Adapter** For 6 in. circular roof vent

4 inch	6 inch	7 inch	QTY
559174	559176	559177	6



## Kwik Mesh™

Galvanized - 1/8 in. mesh

Size	Part #	QTY.
4 in. x 25 ft.	KM425	6 rolls
6 in. x 25 ft.	KM625	6 rolls
8 in. x 25 ft.	KM825	3 rolls
12 in. x 20 ft.	KM1220	3 rolls

KM425	34.08 sq. in./ft.	N.F.A.
KM625	51.12 sq. in./ft.	N.F.A.
KM825	68.16 sq. in./ft.	N.F.A.
KM1220	102.24 sq. in./ft.	N.F.A.



## Aluminum Mesh

Aluminum - 1/8 in. mesh

Size	Part #	QTY.
4 in. x 100 ft.	969181	6 rolls
6 in. x 100 ft.	969182	4 rolls
8 in. x 100 ft.	969183	3 rolls
12 in. x 100 ft.	969186	2 rolls

## Metal Stem Vent Pack Quantity: 1

Size	Galv. - Stem Only	Black	Dark Brown	Gray
4 inch	556071	556060	556061	556074
6 inch	556072	556064	556065	-
8 inch	-	556070	556069	-



## Plastic Stem Vent Pack Quantity: 4

Size	Black	Dark Brown	Gray	White	QTY
4 inch	559427	559428	559425	559429	4
5 inch	559433	559434	-	-	4
6 inch	559439	559440	559437	-	4

4 inch Plastic Roof Cap - No Stem - Black	559415	6
4 inch Plastic Roof Cap - No Stem - Dark Brown	559416	6



## 50 Square Inch Plastic Vent Pack Quantity: 12

	Black	Brown	Dark Brown	Gray	Weathered Gray
PRV-50	559012	559010	559011	559013	559015
AF-50	559453	559450	559454	559451	559452



PRV-50



AF-50

## 92 Square Inch Plastic Vent

Black	Brown	Dk. Brown	Gray	Translucent	Weathered Gray	QTY
559471	559468	559472	559469	559445	559470	8



\* Translucent Vent has a Gray Base

## 61 Square Inch Plastic Vent

Color	Part #	QTY
Black	90121	6







# Rooftop Vents

**RV38 Static Vent - 38 Square Inch Steel Vent** Slant Back · Galvanized Steel · 17 in. x 20 in. flange

Galvanized	Black	Gray	White	Dark Brown	QTY
558011	557167	557157	556167	556157	6



**RVO38 Static Vent - 38 Square Inch NFA Steel Vent** Square Top · Galvanized Steel · 17 in. x 17 in. flange

	Galvanized	Black	Dark Brown	Gray	White	QTY
<b>Standard</b>	556042	557059	556159	557159	556150	6
<b>Torch Down</b>	-	557168	556186	557171	557164	4



**Standard RVO38**



**Torch Down RVO38**

**RV49 Static Vent - 49 Square Inch Steel Vent** Slant Back · 18 in. x 22 in. flange

Galvanized	Black	Dk. Brown	Gray	White	QTY
558012	557153	556154	557154	557145	6



**RVO49 Static Vent - 49 Square Inch NFA Steel Vent** Square Top · 18 in. x 18 in. flange

Black	Dark Brown	Gray	QTY
557160	556158	557158	6



**RVG51 and RVA51 Static Vent - 50 Square Inch NFA Steel Vent**

Description	Galvanized	Black	Brown	QTY
<b>Square Top</b>	RVG51000	RVG51010	RVG51080	9




## Aluminum Louvered Vents For soffit and eave venting

Size: A x B	N.F.V.	R. Opening	Mill	Brown	White	QTY.
16 in. x 4 in.	28 sq. in.	15 in. x 3 in.	84126	84228	84226	24
16 in. x 6 in.	42 sq. in.	15 in. x 5 in.	84115	84217	84215	24
16 in. x 8 in.	56 sq. in.	15 in. x 7 in.	84210	84212	84211	24



## Flat Screen Vent Galvanized Steel · 1/8 in. mesh

Size: A x B	N.F.V.	Rough Opening	Part #	QTY.
16 in. x 8 in.	61.5 sq. in.	14.5 in. x 6.5 in.	SCV168-1/8	25



## Mini Louver Aluminum, with Screen

Size	N.F.V.	Part #	QTY.
2 inch	0.45 sq. in.	559111	36
2-1/2 inch	1.2 sq. in.	559112	36
3 inch	1.7 sq. in.	559001	36
4 inch	3.5 sq. in.	559002	36




## Mini Louver Aluminum, no Screen

Size	N.F.V.	Part #	QTY.
2 inch	0.47 sq. in.	ML2	100
3 inch	1.34 sq. in.	ML3	50
4 inch	2.88 sq. in.	ML4	20




## Continuous Soffit Vent

Description	N.F.V.	Mill	Black	Brown	White	QTY.
Aluminum	9 sq. in./ft.	556004	556014	556018	556019	30
Plastic	8.2 sq. in./ft.	-	-	559006	559007	75



## Soffit Vent Stucco Ready · 1/8 inch mesh

Size: A x B	N.F.V.	Rough Opening	Part #	QTY.
22 in. x 3 in.	51.4 sq. in.	22.5 in. x 3.25 in.	SV223-1/8	9




## Flush Mount Soffit Vent 1/8 inch Mesh · Pack Quantity: 12

Description	N.F.V.	Galvanized	Brown	White	QTY.
16 in. x 6 in.	40 sq. in.	558006	556147	556447	12
16 in. x 8 in.	58 sq. in.	558007	556148	556448	12



## Flush Mount Soffit Vent With Damper · 1/8 inch Mesh · Pack Quantity: 12


Description	N.F.V.	Galvanized	Brown	White	QTY.
16 in. x 4 in.	24 sq. in.	558025			12
16 in. x 8 in.	58 sq. in.	558027	556163	556463	12



with manual damper

## Eave Vent Stucco or Straight Flange · 1/8 inch mesh

Size	N.F.V.	Galvanized	Bonderized	Brown	QTY.
22 in. x 3 in. - 1/8 mesh - STU	34.3 sq. in.	EV223-1/8	-	25	25
22 in. x 3 in. - 1/8 mesh - REG	34.3 sq. in.	-	556017	50	50
22 in. x 3 in. w/Louvers - REG	34.3 sq. in.	-	556007	50	50



STU = Stucco Flange  
REG = Straight Flange


## Adjustable Foundation Vent

Aluminum, with sliding damper



Description	N.F.V.	Part#	QTY.
16 in. x 8 in.	102 sq. in.	FA109000	12

## Stamped Foundation Vent Stucco Reveal



### Galvanized

Description	N.F.V.	Part #	QTY.
14x6 in. - 1/8 mesh	51	FV146G-1/8	25

### Bonderized

14x6 in. - 1/4 mesh	51	FV146B-1/8	25
---------------------	----	------------	----

## Rim Vent Pack Quantity: 24



Rugged UV resistant plastic

Description	N.F.V.	Part #	QTY
16 in. x 8 in. - White	62 sq. in.	559408	8

## Damper Doors · Foundation Vent Clips



Description	Part#	QTY.
Vent-Aire Door	559217	80
Norwesco - PFV6-8	596140	72

## Foam Plugs Sold in Pairs



DVBPSM-EA


DVBP

DVBPXL

Description	Part#	QTY.
Lawrence - 5.5 in. x 7.5 in	DVBPSM-EA	45
Vent-Aire - 6.5 in. x 7.75 in.	DVBP	40
Norwesco - 6.5 in. x 8.75 in.	DVBPXL	36

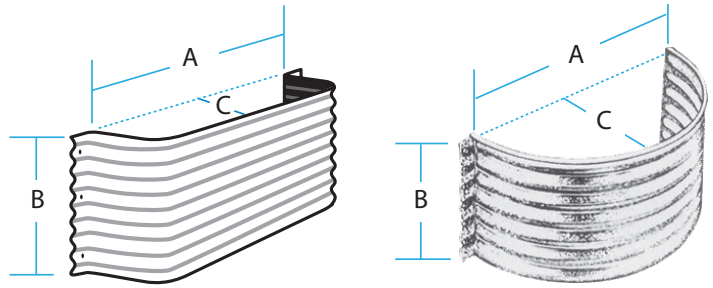
## Pour-In-Place Foundation Vent

Description	N.F.V.	Color	Part#	QTY.
PFV-6-8 Combo	100 sq. in.	Gray	596037	12
PFV-6-8 Combo - with damper door	100 sq. in.	Gray	596137	12
6 in. - no door	72.5 sq. in.	Gray	559021	20
6 in. - with damper door	72.5 sq. in.	Gray	559023	20
6 in. - no door	72.5 sq. in.	Black	559020	20
6 in. - with damper door	72.5 sq. in.	Black	559022	20
8 in. - no door	72.5 sq. in.	Gray	559027	15
8 in. - no door	72.5 sq. in.	Black	559026	15
8 in. - with damper door	72.5 sq. in.	Black	559028	15
10 in. - with damper door	72.5 sq. in.	Gray	559035	12



## Galvanized Vent Wells

Description - A x B x C	Part#	QTY.
Rectangular - 20 in. x 4 in. x 12	FVW204-12	10
Rectangular - 20 in. x 4 in. x 12 - 20 Gauge	553031	5
Rectangular - 20 in. x 8 in. x 12 - 20 Gauge	553022	5
Rectangular - 20 in. x 12 in. x 12 - 20 Gauge	553001	6
Arched - 20 in. x 8 in. x 12	FVW208-12	10



## Plastic Vent Wells

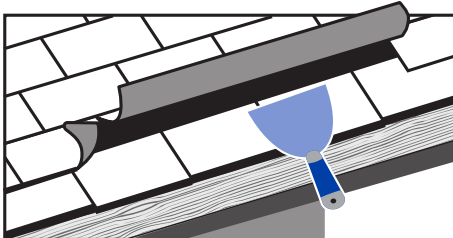
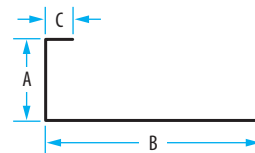
Description - A x B x C	Part#	QTY
Dark Brown - 19 in. x 4 in. x 12	569040	10
Gray - 19 in. x 4 in. x 12	569041	10
Gray - 19 in. x 8 in. x 12	569081	6



# Rain Diverter

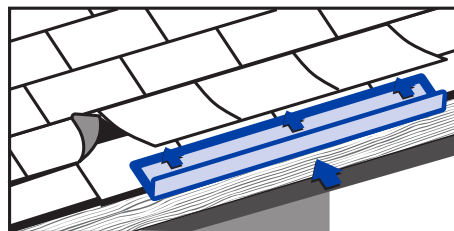
## Rain Diverter

Description	Part #	QTY
28 Ga. Galvanized - 1 1/2 in. x 4 in. x 1/2 in. - 6 ft. Length	RD672G	20



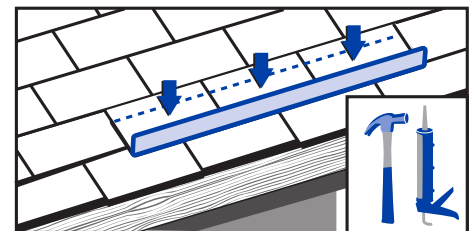
Gently lift 2nd row of shingles, directly above the doorway.

Rain Diverter can also be used to evenly disperse 2nd story downspout runoff to a pitched 1st story roof.



Slide Rain Diverter under shingles as far as it will go, giving it a slight pitch to one side.

Your Rain Diverter should extend at least 1 ft. on either side of the doorway. Cut to desired length with tin snips. For lengths greater than 60 in., overlay 2 or more Rain Diverters.



Fasten with 3 hot dipped galvanized roofing nails.

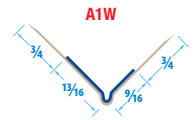
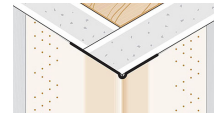
Seal nail heads with roofing cement and press shingles back into place.



Drywall items only sold out of Fife, WA · 800-426-0940

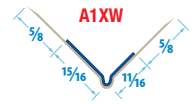
## 90° Tape-On Odd Leg Outside Corner

8 ft. Carton	10 ft. Carton	MLF	Pieces/Carton	Cartons/Pallet
A1W-8	A1W-10	83.5 lbs.	50	60



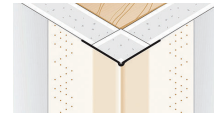
## 90° Tape-On Extra Wide Odd Leg Outside Corner

9 ft.	10 ft.	12 ft.	MLF	Pcs/Ctn	Ctns/Pal
A1XW-9	A1XW-10	A1XW-12	-	-	-



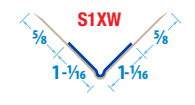
## 90° Tape-On Extra Wide Even Leg Outside Corner

8 ft.	9 ft.	10 ft.	12 ft.	MLF	Pcs/Ctn	Ctns/Pal
A1XWEL-8	A1XWEL-9	A1XWEL-10	A1XWEL-12	95 lbs.	50	60



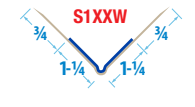
## 90° Tape-On Extra Wide Even Leg Outside Corner - Sunline™

7 ft.	8 ft.	9 ft.	10 ft.	12 ft.	MLF	Pcs/Ctn	Ctns/Pal
S1XW-7	S1XW-8	S1XW-9	S1XW-10	S1XW-12	103.34 lbs.	50	54



## 90° Tape-On Extra Extra Wide Even Leg Outside Corner - Sunline™

8 ft.	9 ft.	10 ft.	12 ft.	MLF	Pcs/Ctn	Ctns/Pal
S1XXW-8	S1XXW-9	S1XXW-10	S1XXW-12	121.7 lbs.	50	54



## Taper's Bead™ 90° Tape-On Even Leg Outside Corner

8 ft.	9 ft.	10 ft.	MLF	Pcs/Ctn	Ctns/Pal
T1WEL-8	T1WEL-9	T1WEL-10	83.5 lbs.	50	60



🇨🇦 Only available in Canada.

## Taper's Bead™ 90° Tape-On Extra Wide Even Leg Outside Corner

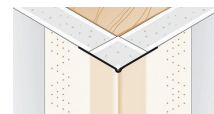
7 ft.	8 ft.	9 ft.	10 ft.	12 ft.	MLF	Pcs/Ctn	Ctns/Pal
T1XWEL-7	T1XWEL-8	T1XWEL-9	T1XWEL-10	T1XWEL-12	95.5 lbs.	50	60



🇨🇦 Only available in Canada.

## Taper's Choice™ 90° Tape-On Extra Wide Outside Corner

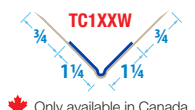
6 ft.	7 ft.	8 ft.	9 ft.	10 ft.	12 ft.	MLF	Ctn	Pal
TC1XW-6	TC1XW-7	TC1XW-8	TC1XW-9	TC1XW-10	TC1XW-12	103.34 lbs.	50	54



🇨🇦 Only available in Canada.

## Taper's Choice™ 90° Tape-On Extra Extra Wide Outside Corner


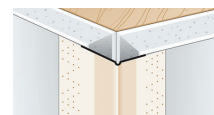
7 ft.	8 ft.	9 ft.	10 ft.	12 ft.	MLF	Pcs/Ctn	Ctns/Pal
TC1XXW-7	TC1XXW-8	TC1XXW-9	TC1XXW-10	TC1XXW-12	119.75 lbs.	50	54



🇨🇦 Only available in Canada.

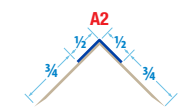
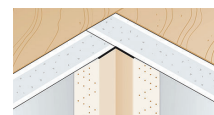
## 135° Tape-On Open Angle Outside Corner

8 ft. Carton	9 ft. Carton	10 ft. Carton	MLF	Pcs/Ctn	Ctns/Pal
A10A-8	A10A-9	A10A-10	73.5 lbs.	50	60



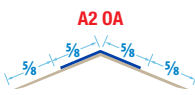
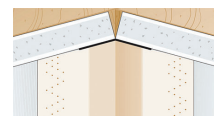
## 90° Tape-On Inside Corner

8 ft.	2.7 Meter	3.0 Meter	MLF	Pcs/Ctn	Ctns/Pal
A2-8	A2-2.7	A2-3.0	48.5 lbs.	50	60

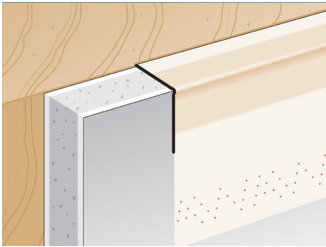


## 135° Tape-On Open Angle Inside Corner

8 ft. Carton	9 ft. Carton	10 ft. Carton	MLF	Pcs/Ctn	Ctns/Pal
A20A-8	A20A-9	A10A-10	73.5 lbs.	50	60



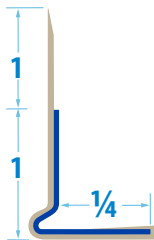
## 90° Tape-On L-Trim Outside Corner



**Tape-On L-Trim** is used as a trim piece for wallboard that abuts to suspended ceilings, plaster beams, masonry and concrete surfaces, as well as untrimmed window and door jambs.

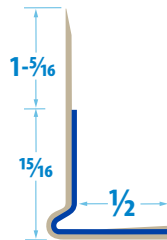
50 Pieces per Carton  
60 Cartons per Pallet

### 1/4 inch



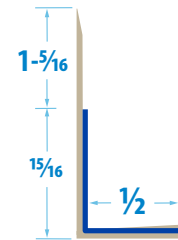
10 ft. Ctn..... **A4-1/4-10**  
LBS/MLF..... **73.5**

### 1/2 inch



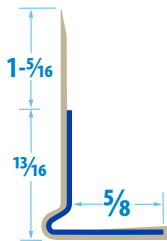
7 ft. Ctn..... **A4-1/2-7**  
8 ft. Ctn..... **A4-1/2-8**  
10 ft. Ctn..... **A4-1/2-10**  
LBS/MLF..... **83.5**

### 1/2 inch No Bead



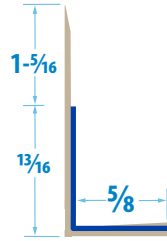
8 ft. Ctn..... **A4-1/2NB-8**  
10 ft. Ctn..... **A4-1/2NB-10**  
12 ft. Ctn..... **A4-1/2NB-12**  
LBS/MLF..... **83.5**

### 5/8 inch



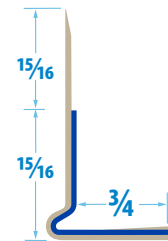
7 ft. Ctn..... **A4-5/8-7**  
8 ft. Ctn..... **A4-5/8-8**  
10 ft. Ctn..... **A4-5/8-10**  
LBS/MLF..... **83.5**

### 5/8 inch No Bead



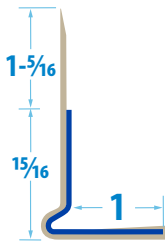
8 ft. Ctn..... **A4-5/8NB-8**  
10 ft. Ctn..... **A4-5/8NB-10**  
LBS/MLF..... **83.5**

### 3/4 inch



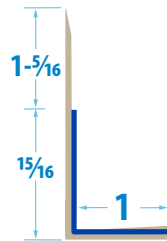
8 ft. Ctn..... **A4-3/4-8**  
10 ft. Ctn..... **A4-3/4-10**  
LBS/MLF..... **95.0**

### 1 inch



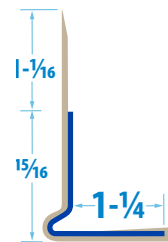
8 ft. Ctn..... **A4-1-8**  
10 ft. Ctn..... **A4-1-10**  
LBS/MLF..... **109.0**

### 1 inch No Bead



10 ft. Ctn..... **A4-1NB-10**  
LBS/MLF..... **109.0**

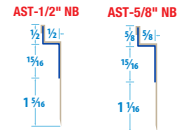

### 1-1/4 inch



10 ft. Ctn..... **A4-1-1/4-10**  
LBS/MLF..... **120.75**

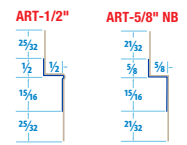

## Tape-On Z Shadow Trim

10 ft. Carton	MLF	Pieces/Carton	Cartons/Pallet
AST-1/2-10	109 lbs	50	60
AST-5/8-10	121 lbs	50	60



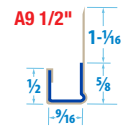
## Tape-On Reveal Trim

10 ft. Carton	MLF	Pieces/Carton	Cartons/Pallet
ART-1/2-10	109 lbs	50	60



## 1/2 inch Tape-On J-Trim

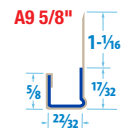
7 ft. Carton	8 ft. Carton	10 ft. Carton	MLF	Pieces/Carton	Cartons/Pallet
A9-1/2-7	A9-1/2-8	A9-1/2-10	95 lbs	25	54



Edge Cap Tape on One Leg

## 5/8 inch Tape-On J-Trim

7 ft. Carton	8 ft. Carton	10 ft. Carton	MLF	Pieces/Carton	Cartons/Pallet
A9-5/8-7	A9-5/8-8	A9-5/8-10	95 lbs	25	54

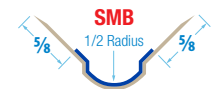


Edge Cap Tape on One Leg

## 1/2 inch Radius Mini Bull™ Tape-On Outside Corner - Sunline™

MLF: 84 lbs. · Pieces per carton: 50 · Cartons per pallet: 54

7 ft.	8 ft.	8 ft. 6 in.	9 ft.	10 ft.	10 ft. 6 in.	12 ft.
SMB-7	SMB-8	SMB-8.6	SMB-9	SMB-10	SMB-10.6	SMB-12



## 3/4 inch Radius Bullnose Tape-On Outside Corner - Sunline™

MLF: 84.18 lbs. · Pieces per carton: 50 · Cartons per pallet: 60

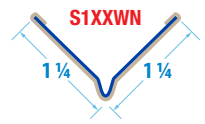
8 ft.	9 ft.	10 ft.
SBN-8	SBN-9	SBN-10



## Paperfaced Nail-On Corner Bead

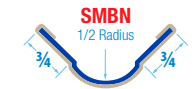
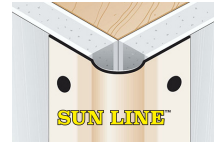
### 90° Paperfaced Nail-On Extra Extra Wide Even Leg Outside Corner - Sunline™

8 ft. Carton	9 ft. Carton	10 ft. Carton	MLF	Pcs/Ctn	Ctns/Pal
S1XXWN-8	S1XXWN-9	S1XXWN-10	117 lbs.	50	60



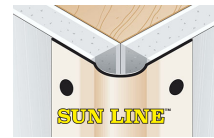
### 1/2 inch Radius Mini Bull™ Paperfaced Nail-On Outside Corner - Sunline™

8 ft. Carton	9 ft. Carton	MLF	Pcs/Ctn	Ctns/Pal
SMBN-8	SMBN-9	117 lbs.	50	54



### 3/4 inch Radius Bullnose Paperfaced Nail-On Outside Corner - Sunline™

8 ft. Carton	9 ft. Carton	10 ft. Carton	MLF	Pcs/Ctn	Ctns/Pal
SBNN-8	SBNN-9	SBNN-10	117.34 lbs.	50	60



### 3/4 inch Radius Bullnose Paperfaced Nail-On Extra Wide Outside Corner - Sunline™

8 ft. Carton	9 ft. Carton	10 ft. Carton	MLF	Pcs/Ctn	Ctns/Pal
SBNNXW-8	SBNNXW-9	SBNNXW-10	139.03 lbs.	50	54




### 3/4" Radius Bullnose Nail-On Open Angle Outside Corner - Sunline™

10 ft. Carton	MLF	Pcs/Ctn	Ctns/Pal
SBN-NOA-10	159.5 lbs.	50	60



Aluminum Louvered Vents.....	14	L-Flashing, Bare Metal.....	8	Tile Pan .....	7
Closure Strips .....	4	L-Flashing, Painted.....	8	T-Metal .....	7
Continuous Soffit Vent .....	25	Millwork Z-Flashing .....	10	Vent Adapter .....	14
Corrugated Roofing Panels.....	3	Mini Louver .....	17	Vent Wells, Galvanized .....	20
Damper Doors .....	19	Moss Control Roll.....	4	Vent Wells, Plastic.....	20
Drip Edge, Bare Metal .....	5	Norwesco Reversible Vent .....	14	Woodfast Screws .....	4
Drip Edge, Hemmed.....	6	Paperfaced Nail-On Corner Bead .....	24	W-Valley.....	9
Drip Edge, Painted .....	5	Plastic Roof Vent .....	15	Z-Flashing .....	9
Drywall Corner Bead, Tape-On.....	21	Pour-In-Place Foundation Vent .....	19		
Drywall L-Trim, Tape-On .....	22	Rain Diverter.....	20		
Drywall Reveal Trim.....	23	Ridge Cap .....	4		
Drywall Shadow Trim.....	23	Rim Vent .....	19		
Eave Vent .....	18	Roll Flashing, Aluminum.....	11		
Fascia Cap .....	6	Roll Flashing, Galvanized .....	11		
Flat Screen Vent .....	17	Roll Flashing, Painted Steel .....	11		
Flat Shingles, Galvanized .....	12	Roof Starter .....	7		
Flat Shingles, Painted .....	12	Rooftop Static Vents.....	16		
Flat Stock .....	12	Roof-to-Wall Flashing .....	8		
Foam Plugs.....	19	Rubber Sleeve Adjustable Pipe Flashing .....	14		
Foundation Vent, Adjustable.....	19	Saddle Stock .....	8		
Foundation Vent Clips .....	19	Siding Corners .....	10		
Foundation Vent, Stamped .....	19	Soffit Vent .....	18		
Gable Louver, Rectangular .....	14	Soffit Vent, Flush Mount .....	18		
Galvanized Base, Adjustable Pipe Flashing .....	14	Stem Vent, Metal.....	15		
Gravel Stop.....	6	Stem Vent, Plastic .....	15		
Grip Edge .....	7	Step Flashing.....	13		
Hard Plastic Base, Adjustable Pipe Flashing.....	14	Step Flashing, Painted .....	13		
Kwik Mesh™ .....	14	Style-D Eave Drip.....	7		



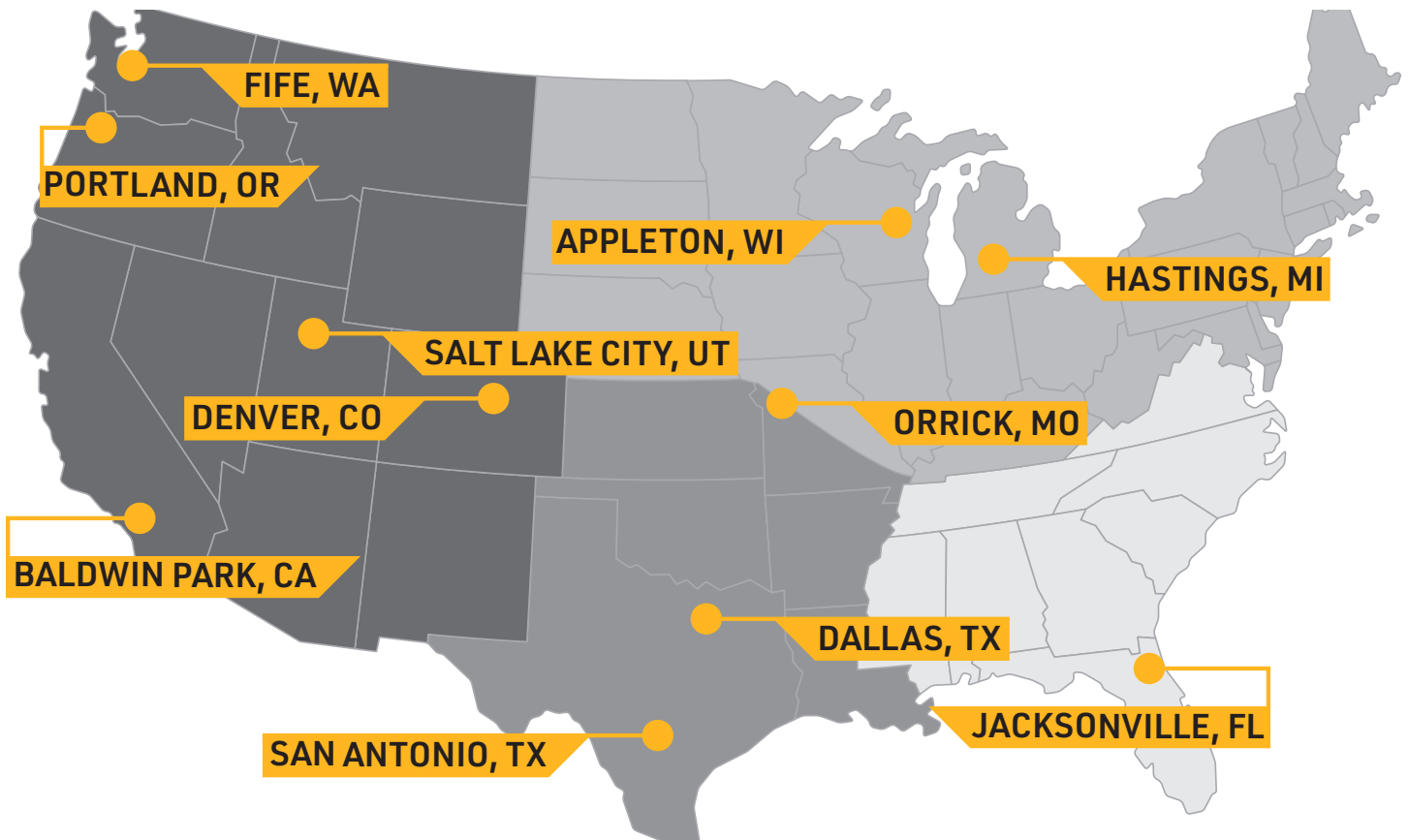


# GIBRALTAR

BUILDING ACCESSORIES DIVISION

## GIBRALTAR BUILDING ACCESSORIES DIVISION

"Provider of Quality Building Accessories, Built Upon Regional Expertise"



✓ Trims & Flashing

✓ Metal Roofing

✓ Ventilation

✓ Drywall Bead

✓ Stucco & Plaster

✓ Soffit & Fascia

✓ Steel Framing

